







Timelessness never loses its lustre.

Barber's
CHAIR
Men's Grooming Collection

 **TAKARA BELMONT**



Beloved around the world, generation after generation

Like a fine work of art or piece of music,
Takara Belmont has created a masterpiece to stand the test of time—our Model No. 225 Barber's Chair.

First introduced in 1961, its now iconic silhouette graces grooming salons worldwide.

The timeless design, inspired by classic barber's chairs of yesteryear,
has spawned countless imitators, yet today this beloved chair still sets the industry standard.

And with the resurgence of men's grooming salons in Europe,
America and even across Asia in recent years,
the 225's services are now in greater demand than ever before.



The unstinting dedication to craftsmanship behind “Made in Japan”

“Always put yourself in the customer’s shoes.”

That’s been the basis of everything we do since 1921,
when our company was founded. Putting this principle into practice is the work of
expert craftsmen whose skills have been honed over our company’s long history.
Takara Belmont’s “Made in Japan” label represents a promise of unrivalled quality and
individualised service that only products made in accordance
with the strictest industrial standards can offer.
That’s a promise we’ll never break—that’s Takara Quality.



The one and only Real Thing.

In 1961, the very first Model No. 225 Barber's Chair rolled out of our factory and into the history books.

In recent years, the 225's iconic status has only grown, becoming a permanent fixture of grooming salons around the world.

A heel rest is added to our line-up of features, so your taller customers will have plenty of room to stretch their legs. That's what we mean by preserving tradition through evolution.

*Spillo 2/
Elegance
Original
& Classic*



Model No. 225 (Apollo 2 / Elegance)



Comfortable reclining angles
(reclining: 30° to upright: 75°)

The 225 is equipped with a stable reclining mechanism to accommodate a full range of grooming salon services. When the reclining handle is turned manually, the coupled backrest and leg rest move in unison to achieve a comfortable reclining angle.

Original specs

With Classic E
(electric chair base)

Upholstery: Black
(NL5)

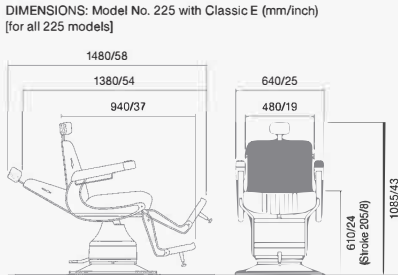
Upholstery piping:
Black (NL5)

Side frames/ goosenecks:
Silver coating

Base plate: Chromium plated

Pump cover:
Silver coating

Heel rest: Without



Classic specs (with heel rest)

With Slim-R
(hydraulic chair base)

Upholstery: Black
(NL5)

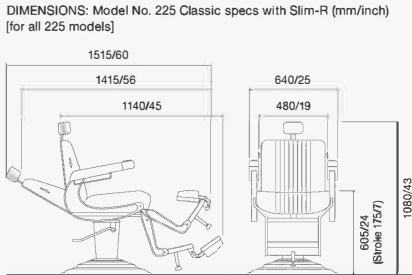
Upholstery piping:
Black (NL5)

Side frames/ goosenecks:
Silver coating

Base plate: Chromium plated

Pump cover:
Grey coating

Heel rest: With



Height-adjustable removable headrest
(8 settings)

The removable headrest can be adjusted to 8 different height settings. Adjust the headrest when reclining, or remove it when cutting. This function allows for adjustments to suit customer height and services performed.

Colour options

(Upholstery and piping colour options available. Prices may vary.)

- Black (NL5)
- Red (NL6)
- Dark Brown (NL24)
- Light Grey (NL3) with White (NL1) piping
- Camel (NL22) with Brown (NL12) piping
- Red (NL6) with White (NL1) piping
- Dark Brown (NL24) with Ivory (NL2) piping / and more

Standard features

- Chair base selectable from Classic E and Slim-R (prices may vary)
- 360° (lockable) rotation
- Reclining backrest
- Spring-loaded seat cushion
- Height-adjustable and removable headrest (8 settings)
- Upholstered padded armrests
- Integrated gown rail
- Integrated hook
- Belmont-branded footrest with stopper
- Heat-pressed seat and backrest upholstery

Customisable options

- Heel rest
- Manicure bowl and ring
- Integrated ashtray in arm end
- Stitched (instead of heat-pressed) seat and backrest upholstery

Nostalgic elegance that does justice to a great name.

Small details can make a big difference.

Set against the 225's classic frame, carefully considered upholstery accents like contrast-coloured piping around the edges and diamond-pattern stitching on the seat lend a touch of extra class reminiscent of the interior of a great luxury car marque. A new icon of the Model No. 225 is born.

Our Elite Black and Elite White models even feature matching-coloured side frames, goosenecks, base plate and pump cover.

*Apollo 2/
Elegance
how & like*



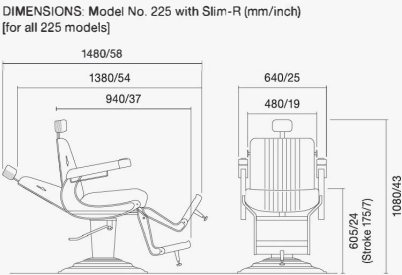
Model No. 225 (Apollo 2 / Elegance)



Note: Photo enlarged to show stitching

Icon

- With Slim-R (hydraulic chair base)
- Upholstery: Dark Brown (SH24)
- Upholstery piping: Ivory (NL2)
- Side frames/ goosenecks: Silver coating
- Base plate: Chromium plated
- Pump cover: Grey coating
- Heel rest: Without



Colour Options (Icon model only)
(Upholstery and piping colour options available.
Prices may vary.)

- Dark Brown (SH24) with Ivory (NL2) piping
- Black (NL5) with White (NL1) piping
- / and more

Elite Black

- With Slim-R Black (hydraulic chair base)
- Upholstery: Black (NL5)
- Upholstery piping: White (NL1)
- Side frames/ goosenecks: Black coating
- Base plate: Black coating
- Pump cover: Black coating
- Heel rest: Without



Elite White

- With Slim-R White (hydraulic chair base)
- Upholstery: White (NL1)
- Upholstery piping: Black (NL5)
- Side frames/ goosenecks: White coating
- Base plate: White coating
- Pump cover: White coating
- Heel rest: Without



Note: Heel rest may be added at extra cost to any Model No. 225 Series Barber's Chair (Classic specs).

Standard features

- Chair base selectable from Classic E and Slim-R (prices may vary)
- 360° (lockable) rotation
- Reclining backrest
- Spring-loaded seat cushion
- Height-adjustable and removable headrest (8 settings)
- Upholstered padded armrests
- Integrated gown rail
- Integrated hook
- Belmont-branded footrest with stopper
- Stitched seat and backrest upholstery (Icon), heat-pressed seat and backrest upholstery (Elite)

Customisable options

- Heel rest
- Manicure bowl and ring
- Integrated ashtray in arm end
- Stitched (instead of heat-pressed) seat and backrest upholstery (Elite)

Tradition, redefined.

The reassuring solidity of cast iron.

The familiar touch of soft leather.

Each nostalgic detail speaks of a respect for tradition
and a commitment to chair-making,
passed down over nine decades and brought to life
by dedicated craftsmen.

Savour the relaxed comfort and impeccable workmanship
only Takara Belmont can offer.

Legacy
1895



Legacy



Note: Photo enlarged to show leg rest

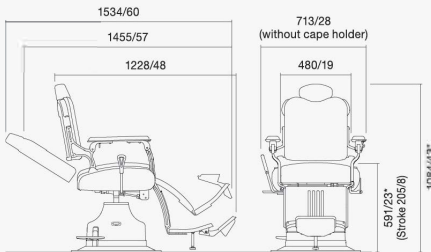


With KOKEN logo for American market

Legacy 90

With Classic E
(electric chair base)
Upholstery: Black (NL5)
Chair frame: White
Base plate:
Chromium plated
Pump cover:
White coating

DIMENSIONS: Legacy with Classic E (mm/inch)

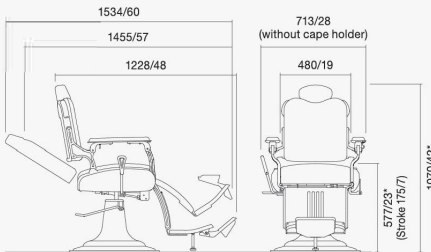


*Dimensions different for American market.

Legacy 95

With AN-008HS
(hydraulic chair base)
Upholstery: Red (NL6)
Chair frame: White
Base plate:
Chromium plated
Pump cover:
White coating

DIMENSIONS: Legacy with AN-008HS (mm/inch)



*Dimensions different for American market.



Metallic Silver chair frame (optional)

Colour options

(Upholstery colour options available. Prices may vary.)

- Black (NL5) Red (NL6) Dark Brown (NL24) / and more

Standard features

- Chair base selectable from Classic E and AN-008HS (prices may vary) • 360° (lockable) rotation
- Reclining backrest • Spring-loaded seat cushion • Reclining lever (right side)
- Height-adjustable and removable headrest (12 settings) • Upholstered padded armrests
- Integrated holder for headrest • Integrated holder for hand dryer (optional in some countries)
- Takara-branded footrest with stopper • Heel rest

Customisable options

- Metallic silver chair frame • Manicure bowl and ring
- Additional reclining lever (left side)
- Integrated cape holder
- Upholstered headrest cover
- Integrated towel hanger

There is a reason it sets men's hearts racing.

Meet Clipper, the newest addition to Takara Belmont's line-up.

Inspired by classic motorbikes,
its unique blend of traditional and modern imparts a no-nonsense style.

With a wider seat, taller backrest, and longer leg approach,
Clipper can easily accommodate even your tallest customers
while still boasting great functionality.

New model, same Made in Japan quality.

Clipper
original /
classic



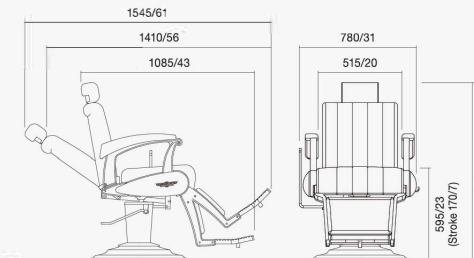
Clipper



Original specs

With Slim-R
(hydraulic chair base)
Upholstery: Black (GL2)
Base plate:
Chromium plated
Pump cover:
Grey coating
Heel rest: Without

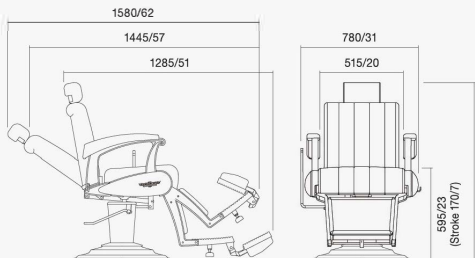
DIMENSIONS: Clipper with Slim-R (mm/inch)



Classic specs (with heel rest)

With Slim-R
(hydraulic chair base)
Upholstery: Black (GL2)
Base plate:
Chromium plated
Pump cover:
Grey coating
Heel rest: With

DIMENSIONS: Clipper Classic specs with Slim-R (mm/inch)



Colour options

- Black (GL2)
- Dark Brown (GL3)

Standard features


- Chair base selectable from Classic E and Slim-R (prices may vary)
- 360° (lockable) rotation
- Reclining backrest
- Webbing seat cushion
- Reclining lever (right or left: selectable at purchase)
- Height-adjustable and removable headrest (8 settings)
- Upholstered padded armrests
- Integrated hook
- Belmont-branded footrest with stopper
- Stitched seat and backrest upholstery

Customisable options

- Heel rest

Understated elegance
is the secret of
its enduring appeal.

Dainty



Dainty (Model No. 405)

A favourite of grooming salons for 30 years, this long-time bestseller has a design that never fails to impress yet blends effortlessly into a variety of spaces. Versatile and built to last, this is one chair that will never let you down.



With Slim-85CC
(hydraulic chair base)

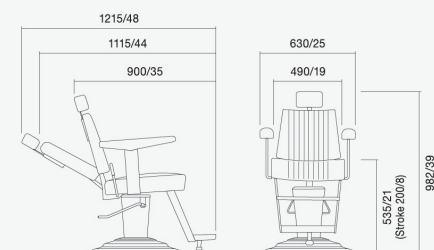
Upholstery: White
(NL1)

Upholstery piping:
Charcoal Grey (NL4)

Base plate:
Chromium plated

Pump cover:
Chromium plated

DIMENSIONS: Dainty with Slim-85 (mm/inch)



Colour options

(Upholstery and piping colour options available. Prices may vary.)

- Light Grey (NL3)
- Charcoal Grey (NL4)
- Black (NL5)
- Maroon (NL25)
- White (NL1)
with Charcoal Grey (NL4) piping
- Light Grey (NL3)
with White (NL1) piping
- Charcoal Grey (NL4)
with White (NL1) piping
- / and more

Features

- Chair base selectable from Slim-85BB (black coating) and Slim-85CC (chromium plated) (prices may vary) • 360° (lockable) rotation • Reclining backrest
- Spring-loaded seat cushion • Reclining lever (left side) • Height-adjustable and removable headrest (stage-less settings) • Upholstered padded armrests
- Footrest with stopper • Heat-pressed seat and backrest upholstery

GT Sportsman (Model No. 141)

This unique design inspired by classical sports cars emphasises boldness of form without sacrificing comfort. Stylish yet ergonomic, this chair is truly versatile.



With Slim-85BB
(hydraulic chair base)

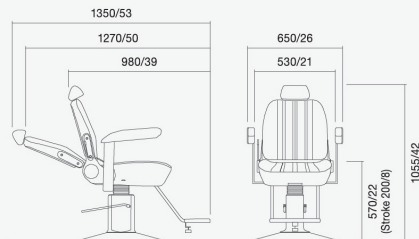
Upholstery:
Customised colour

Upholstery piping:
Customised colour

Base plate:
Black coating

Pump cover:
Black coating

DIMENSIONS: GT Sportsman with Slim-85 (mm/inch)



Colour options (Upholstery and piping colour options available. Prices may vary.)

● Black (NL5) ● Dark Brown (NL24) / and
with Ivory (NL2) piping more

Features

- Chair base selectable from Classic E, Slim-85BB (black coating) and Slim-85CC (chromium plated) (prices may vary)
- 360° (lockable) rotation
- Reclining backrest
- Urethane seat cushion
- Reclining lever (right side)
- Height-adjustable and removable headrest (stage-less settings)
- Upholstered padded armrests
- Footrest with stopper
- Stitched seat and backrest upholstery

Like sliding
into the seat of
a classic roadster.

GT Sportsman



Electric Collection

The history of the electric barber's chair
truly begins with Takara Belmont.

To enhance customer comfort and salon work efficiency,
Takara Belmont introduced the world's first electric barber's chair in 1962.

While all of our barber's chairs symbolise our
commitment to both quality and technology,
we are especially proud of our Electric Collection.
These highly versatile chairs offer an unrivalled level of
service and functionality.



Ensuring a smoother, more comfortable experience for both you and your customers.

Our Electric Collection combines first-class comfort for your customer with superb operability to let your professional talents shine. Only an electric barber's chair offers the long-stroke, low initial height that enables you to work more smoothly and efficiently while keeping your customer comfortable throughout.



Easy-to-use control panel

Automatically adjust height, backrest and leg rest at the press of a button.



Note: Picture shows service outlet with Japanese specs.

Preset positions

Allows you to pre-programme one-touch multiple seat positions for shampooing, shaving and other services.

Auto return switch

Returns chair to original position at a single press of a button.

Manual switch

Allows you to individually adjust chair height, backrest and leg rest to suit each customer.

Our three core principles

Safety and stability

Our chair base is designed with stability in mind, so you can offer shaving or facial treatments without worrying about shaking. For added safety and peace of mind it is also equipped with an anti-pinch mechanism.

Customer comfort

Every model is ergonomically designed for ultimate comfort. Comfortable seat cushions, high-quality leather and soft gathers ensure total relaxation.

Work efficiency

Every model includes details designed to increase your work efficiency, from a shallower backrest to a stage-less height-adjustable headrest, integrated cape holder, integrated holder for hand dryer, and service outlet.

Foot switch

Allows height and lock/unlock rotation to be adjusted for smoother hands-free operation.



360° (lockable) rotation

Allows for free rotation so the chair will never get in your way.



Backrest/leg rest (independently adjusted)

Facilitates a wider range of services and enhances workability.



Lift-up height-adjustable headrest (stage-less settings)

90° rotatable headrest maintains natural position



Removable footrest

Detaches easily to provide foot care service and easy access for disabled or elderly customers.



Note: Not available with some models or specs

Electric chair base

Engineered to show our classic chair designs off to full advantage, our electric chair base is compatible with almost all models, meaning you can add electric comfort to your favourite chair and choose the colour that is right for you. One-touch operation lets you raise and lower the chair smoothly without repeatedly having to pump your foot, and the low initial height and long-stroke improves chair access for the elderly or disabled while making it easier to work on customers of any size.

All this adds up to significantly improved comfort and workability for you and your customer.

Note: Not available with Dainty (Model No. 405)



Classic E



AN-BCES Silver

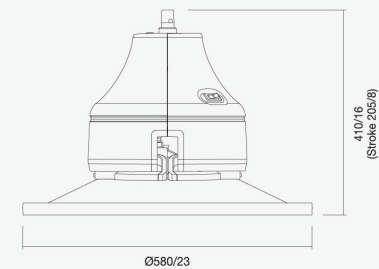


AN-BCEW White



AN-BCEB Black

DIMENSIONS: Classic E electric chair base (mm/inch)





Classic Majolica Cabinet

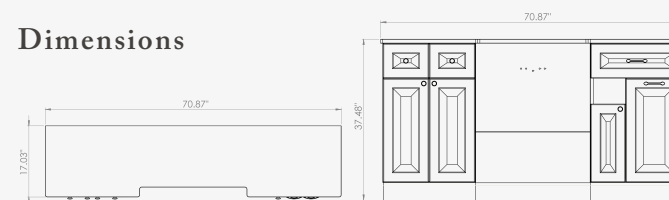
This handsome cabinet with recessed panel doors and an oak grain finish blends easily with a wide variety of interiors depending on your choice of chair.

Beside a classic men's chair it lends an air of stateliness to any grooming salon, while in a light and airy space it looks best paired with a natural-coloured chair.

Classic Mirror

Paired with our Classic Majolica Cabinet, this mirror, featuring a beveled frame made from natural wood, lends a sense of harmony to any classic interior.

Dimensions



Majolica Porto

The thick, soft gel cushion firmly supports the customer's neck, allowing it to rest almost completely horizontally and evenly distributing the weight placed on it.

The cushion is fixed securely to the basin, preventing it from sliding around during treatments, so you can focus on your work. Compared to previous models, the depth and length of the basin have been increased to give you plenty of room to work even with longer hair.

